

ESE
ESWATINI STOCK EXCHANGE



DECEMBER 2022 MONTH-END REPORT

*Disclaimer: The content of this publication is intended for general information sharing purposes only and is not intended for financial or other advice. While every precaution has been taken to ensure the accuracy of the data and information, the Eswatini Stock Exchange shall not be liable to any person for inaccurate information or opinions contained in this publication. For more information on this publication, contact the office at
Tel: 24068125/114/127/128/129/194/243/259.*

Contents

OVERVIEW.....	3
LISTED EQUITY COMPANIES.....	3
THERE ARE CURRENTLY 7 LISTED COMPANIES ON THE ESE MAIN BOARD.....	3
TABLE 1: LISTED EQUITY COMPANIES.....	3
MARKET CAPITALISATION.....	4
GRAPH 1 : ESE MARKET CAPITALISATION 2021 vs 2022.....	4
GRAPH 2: ESE MARKET CAPITALISATION BY COMPANY 2022.....	4
ESE ALL SHARE INDEX TREND.....	4
GRAPH 4: ESE ALL SHARE INDEX TREND 2021 vs 2022.....	5
CAPITAL GAINS COMPARISON ON EQUITY PRICES.....	5
TABLE 2: SHARE PRICE MONTHLY COMPARISON AS AT 31 ST DECEMBER 2022..	5
EQUITY TURNOVER.....	5
GRAPH 4: ESE VALUE TRADED 2021 vs 2022.....	6
TABLE 3: VALUE TRADED OVER THE MONTH IN EQUITY COMPANIES	Error!
Bookmark not defined.	
CORPORATE BONDS.....	6
TABLE 4: CORPORATE BONDS COMMENCED IN DECEMBER 2022.....	6
CORPORATE BONDS MATURED IN DECEMBER 2022.....	6
CORPORATE BONDS THAT MATURED IN THE MONTH OF DECEMBER 2022.....	6
GRAPH 5: CORPORATE BONDS 2021 vs 2022.....	7
GOVERNMENT BONDS.....	7
GOVERNMENT BONDS COMMENCEMENTS AND MATURITIES IN DECEMBER 2022.....	7
GRAPH 6: GOVERNMENT BONDS 2021 vs 2022.....	7
ESE MEMBERS.....	8
STOCKBROKING FIRMS.....	8
EXEMPT DEALERS.....	8
GOVERNMENT DEBT SPONSOR.....	8
TABLE 6: ESE MEMBERS.....	8
CORPORATE NEWS.....	9

OVERVIEW

The Eswatini Stock Exchange aims to enable companies to list and investors to trade in securities. Our vision is to strive to be the most functional Stock Exchange in Africa. To achieve our vision, we seek to adhere to our core values: Passion, respect, integrity discipline, and execution.

This December 2022 report gives a synopsis of the following:

- Listed Companies
- Market Capitalisation
- All Share Index
- Capital Gains
- Equity Turnover
- Corporate Bonds and Government Bonds
- ESE Members
- Corporate News

LISTED EQUITY COMPANIES

There are currently 7 listed companies on the ESE Main Board namely:

Company	Market Cap %	Market Cap
Nedbank Eswatini	7.71%	336,337,829
Royal Eswatini Sugar Corporation (RES)	33.56%	1,464,464,064
SD Empowerment (SEL)	15.68%	684,500,000
SWAPROP	4.21%	183,675,000
Greystone Partners	16.86%	735,749,021
SBC Limited	19.68%	858,761,000
Inala Capital	2.31%	100,791,600
	100.00%	4,364,278,514

Source: ESE Trading Statistics, 2022

There was no new listing in the period under review however, the ESE continues to engage stakeholders in a bid to get more listings (both domestic and foreign).

TABLE 1: LISTED EQUITY COMPANIES

	Oct 2022	Nov 2022	Dec 2022
Total companies listed	7	7	7
New entrants/listings	0	0	0
Domestic Companies	7	7	7
Foreign Companies	0	0	0

Source: ESE Trading Statistics, 2022

MARKET CAPITALISATION

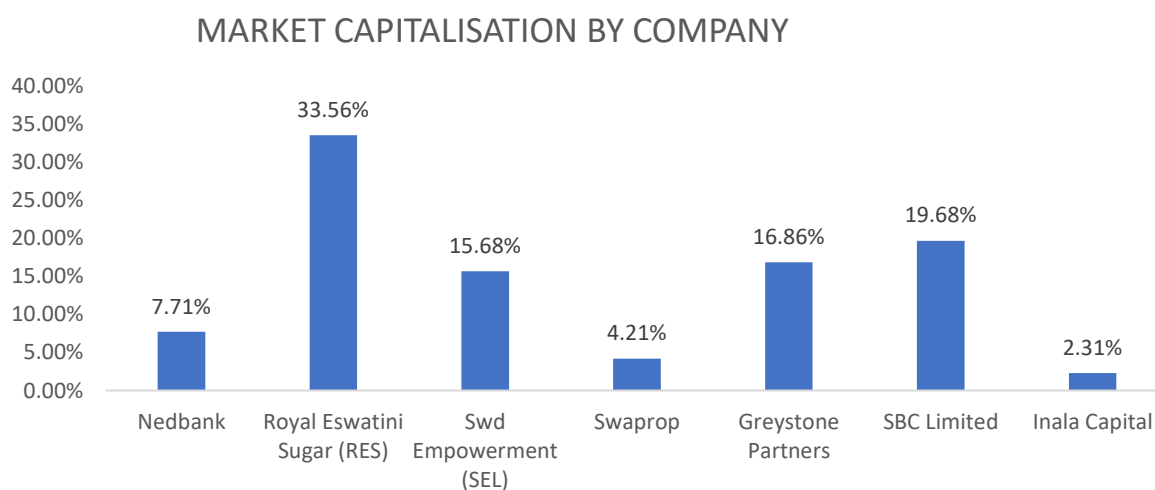
The local equity market's capitalisation was constant at SZL4,364,278,514 in November 2022 to SZL4,364,278,514 in December 2022. This was a 0.0% increase/decrease due to no trade activity recorded during the period. Year-on-year, the market capitalisation realised a 1.44% gain from SZL4,302,346,581 in December 2021.

GRAPH 1 : ESE MARKET CAPITALISATION 2021 vs 2022



Source: ESE Trading Statistics, 2022

GRAPH 2: ESE MARKET CAPITALISATION BY COMPANY 2022



Source: ESE Trading Statistics, 2022

ESE ALL SHARE INDEX TREND

The ESE All Share Index remained constant at 460.11 in December 2022 from 460.11 in November. Year-on-year, the all-share index increased by 1.44% from 453.58 in December 2021.

GRAPH 4: ESE ALL SHARE INDEX TREND 2021 vs 2022



Source: ESE Trading Statistics, 2022

CAPITAL GAINS COMPARISON ON EQUITY PRICES

Below are the listed companies and their respective share prices (cents per share), compared on a yearly basis:

TABLE 2: SHARE PRICE MONTHLY COMPARISON AS OF DECEMBER 2022

Company	NOVEMBER 30, 2022	DECEMBER 31, 2022	Capital Gains Yield
NEDBANK ESWATINI LTD	1365	1365	0.00%
RES LTD	1520	1520	0.00%
SEL LTD	3700	3700	0.00%
SWAPROP LTD	790	790	0.00%
GREYSTONE PARTNERS LTD	320	320	0.00%
SBC LTD	890	890	0.00%
INALA CAPITAL LTD	140	140	0.00%

Source: ESE Trading Statistics, 2022

EQUITY TURNOVER

The month of December 2022 had zero (0) trades. Month-on-Month, the value traded was 0.0% at SZL0.00 in December 2022 from SZL0.00 in November 2022.

GRAPH 4 : ESE VALUE TRADED 2021 vs 2022



Source: ESE Trading Statistics, 2022

CORPORATE BONDS

As of 31st December 2022, total Corporate Bonds value stood at SZL1,705,304,418.75. Month-on-month, corporate bond activity increased by SZL57,759,920.

TABLE 4: CORPORATE BONDS COMMENCED IN DECEMBER 2022

There were two corporate bonds that commenced trading in the month of December.

NAME	ISIN	COUPON	COMMENCEMENT DATE	VALUE(E)
SBC 108	SZD000553099	12.00	7-Dec-2022	51,500,000
SML913	SZD000553107	12.50	16-Dec-2022	48,304,941
TOTAL				<u>E99,804,941</u>

Source: ESE Trading Statistics, 2022

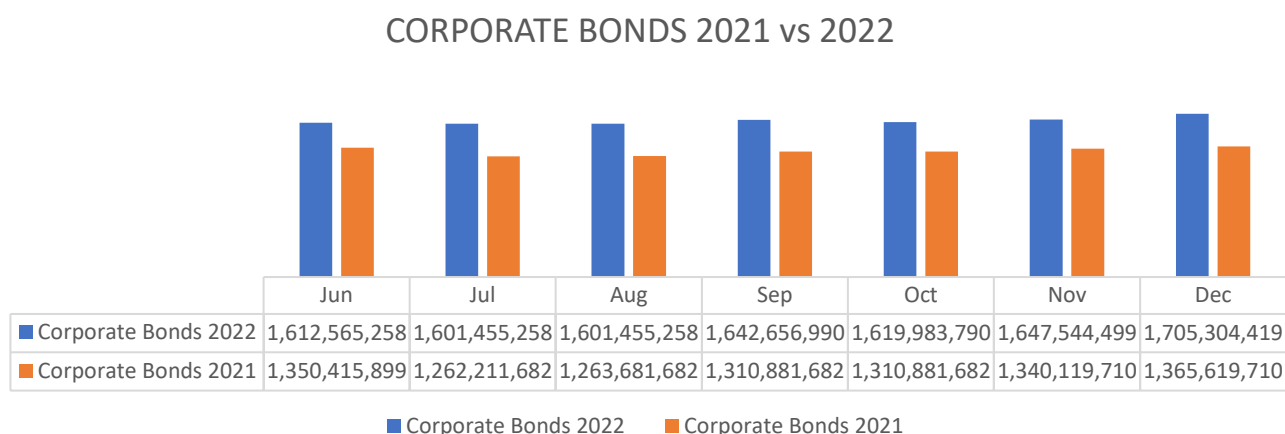
CORPORATE BONDS MATURED IN DECEMBER 2022

There was one corporate bond that matured in the month of December.

NAME	ISIN	COUPON	MATURITY DATE	VALUE (E)
SML 810	SZD000552570	11.30	13-Dec-2022	42,045,021.10
TOTAL				<u>42,045,021.10</u>

Source: ESE Trading Statistics, 2022

GRAPH 5: CORPORATE BONDS 2021 VS 2022



Source: ESE Trading Statistics 2022

GOVERNMENT BONDS

As of 31st December 2022, total government bonds stood at SZL5,925,730,000.00. Month-on-month, Government bonds activity increased by SZL60,700,000.00 due to the re-opening of SG062, SG063, SG064 and SG065.

GOVERNMENT BONDS COMMENCEMENTS AND MATURITIES IN DECEMBER 2022

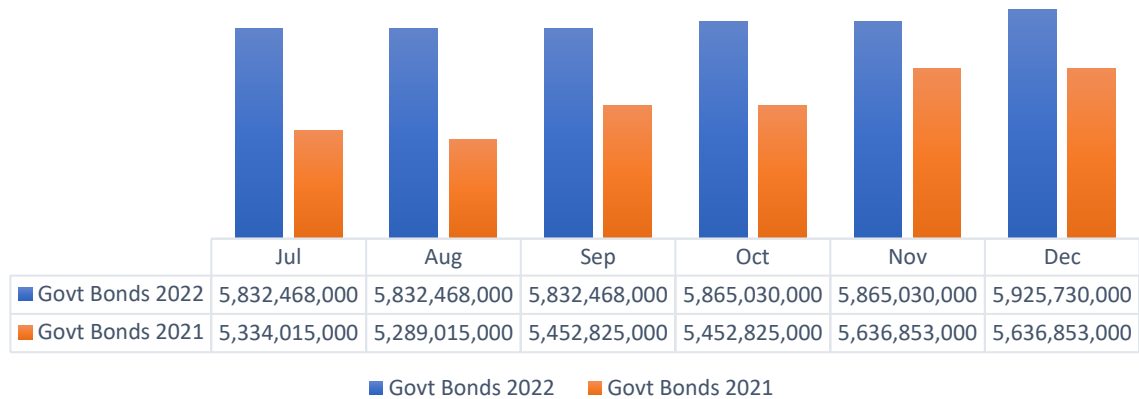
There were four (4) bonds that re-opened trading on the Exchange in December and no government bond matured during the period under review.

NAME	ISIN	COUPON	MATURITY DATE	VALUE (E)
SG062 Re-0p	SZG000441660	9.25	30-Sep-2025	23,850,000.00
SG063 Re-0p	SZG000441678	9.50	30-Sep-2027	20,165,000.00
SG064 Re-0p	SZG000441686	9.85	30-Sep-2029	16,000,000.00
SG065 Re-0p	SZG000441694	10.50	30-Sep-2032	685,000.00
TOTAL				60,700,000.00

Source: ESE Trading Statistics 2022

GRAPH 6: GOVERNMENT BONDS 2021 vs 2022

GOVT BONDS 2021' to 2022'



Source: ESE Trading Statistics, 2022

ESE MEMBERS

In the period under review ESE had the following Members:

Stockbroking Firms

- African Alliance Eswatini Securities Limited
- ESW Securities Limited

Exempt Dealers

- Eswatini Bank
- First National Bank Swaziland
- Nedbank Eswatini
- Standard Bank Swaziland

Government Debt Sponsor

- Central Bank of Eswatini

TABLE 6: ESE MEMBERS

	July 2022	Aug 2022	Sept 2022	Octo 2022	Nov 2022	Dec 2022
No. of Stockbroking Firms	3	3	3	3	3	3
No. of Exempt Dealers	4	4	4	4	4	4
No. of Debt Sponsors	1	1	1	1	1	1

Source: ESE Trading Statistics, 2022

CORPORATE NEWS

STAKEHOLDER NOTICE

African Alliance Eswatini has relocated to a new address – **Matsapha Link, Plot No.270, 13th Street, Police College Road, Matsapha, Eswatini.**

ANNUAL GENERAL MEETING ANNOUNCEMENTS

The 33rd Annual General Meeting of Swaziland Property Investments (SWAPROP) was held Thursday, 8th December 2022 at Tibiyo Offices, Ezulwini at 10h00.

DIVIDEND DECLARATION ANNOUNCEMENTS

On 1st December 2022, Greystone Partners Limited declared a dividend of E0.03 (three cents) per share amounting to a total dividend of **E6,897,647.07** (six million, eight hundred ninety-seven thousand, six hundred forty-seven Emalangeneni, and seven cents), for the period ended 30 June 2022, to ordinary shareholders registered as such in the Company's register of shareholders on Friday, 06th January 2023, and payable on or before 17th February 2023. Normal and withholding tax will be deducted from dividends paid to local shareholders and non-resident shareholders, respectively.

===== **END OF REPORT** =====