

**ESE**  
ESWATINI STOCK EXCHANGE



# AUGUST 2022 MONTH-END REPORT

*Disclaimer: The content of this publication is intended for general information sharing purposes only and is not intended for financial or other advice. While every precaution has been taken to ensure the accuracy of the data and information, the Eswatini Stock Exchange shall not be liable to any person for inaccurate information or opinions contained in this publication. For more information on this publication, contact the office at Tel: 24068125/114/127/128/129/194/243/259.*



# Contents

OVERVIEW.....	4
LISTED EQUITY COMPANIES.....	4
There are currently 7 listed companies on the ESE Main Board namely: .....	4
TABLE 1: LISTED EQUITY COMPANIES.....	4
MARKET CAPITALISATION.....	5
GRAPH 1 : ESE MARKET CAPITALISATION 2021 vs 2022 .....	5
GRAPH 2: ESE MARKET CAPITALISATION BY COMPANY 2022 .....	5
ESE ALL SHARE INDEX TREND .....	5
GRAPH 4: ESE ALL SHARE INDEX TREND 2021 vs 2022 .....	6
CAPITAL GAINS COMPARISON ON EQUITY PRICES .....	6
TABLE 2: SHARE PRICE MONTHLY COMPARISON AS AT 30 <sup>TH</sup> AUGUST 2022.....	6
EQUITY TURNOVER.....	6
GRAPH 4: ESE VALUE TRADED 2021 vs 2022 .....	7
TABLE 3: VALUE TRADED OVER THE MONTH IN EQUITY COMPANIES .....	7
CORPORATE BONDS .....	7
TABLE 4: CORPORATE BONDS COMMENCED IN AUGUST 2022.....	7
CORPORATE BONDS MATURED IN AUGUST 2022.....	7
There were two corporate bonds that matured in the month of August. ....	7
GRAPH 5: CORPORATE BONDS 2021 VS 2022.....	8
GOVERNMENT BONDS .....	8
GOVERNMENT BONDS COMMENCEMENTS AND MATURITIES IN AUGUST 2022 .....	8
GRAPH 6: GOVERNMENT BONDS 2021 vs 2022 .....	8
ESE MEMBERS .....	9
Stockbroking Firms .....	9
Exempt Dealers .....	9
Government Debt Sponsor .....	9
TABLE 6: ESE MEMBERS .....	9
CORPORATE NEWS .....	9

## OVERVIEW

The Eswatini Stock Exchange aims to enable companies to list and investors to trade in securities. Our vision is to strive to be the most functional Stock Exchange in Africa. To achieve our vision, we seek to adhere to our core values: Passion, respect, integrity discipline, and execution.

This August 2022 report gives a synopsis of the following:

- Listed Companies
- Market Capitalisation
- All Share Index
- Capital Gains
- Equity Turnover
- Corporate Bonds and Government Bonds
- ESE Members
- Corporate News

## LISTED EQUITY COMPANIES

There are currently 7 listed companies on the ESE Main Board namely:

Company	Sector	Market Cap %	Market Cap
Nedbank	Banking	6.92%	298,770,363
Royal Eswatini Sugar Corporation (RES)	Sugar & Ethanol	33.94%	1,464,467,104
Swd Empowerment (SEL)	Holding Company	15.86%	684,500,000
Swd Property Investment (SWAPROP)	Real Estate	4.26%	183,743,335
Greystone Partners Limited	Private Equity	16.78%	724 252 942
SBC Limited	Holding Company	19.90%	858,761,000
Inala Capital Limited	Emerging Markets	2.34%	100,791,900
<b>Total</b>		<b>100%</b>	<b>4 357 253 308</b>

There was no new listing in the period under review however, the ESE continues to engage stakeholders in a bid to get more listings (both domestic and foreign).

TABLE 1: LISTED EQUITY COMPANIES

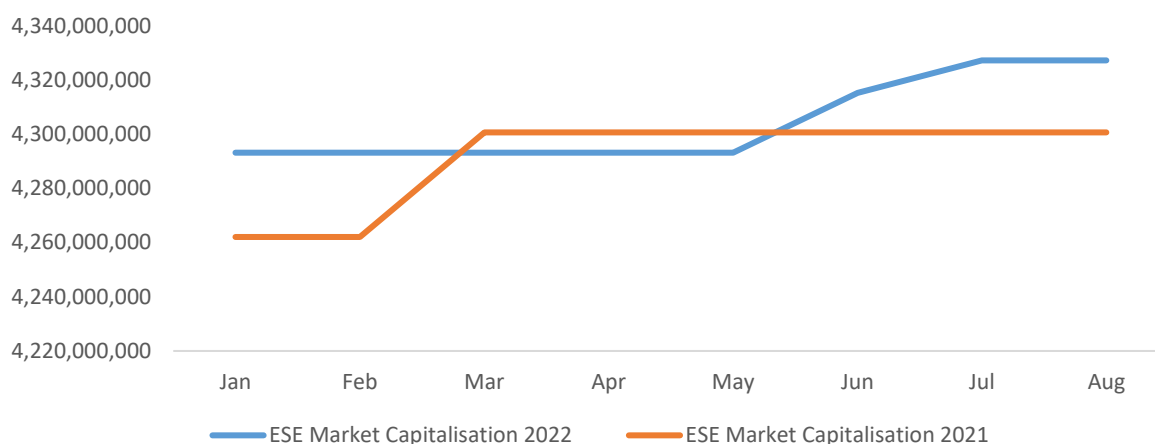
	Jun 2022	Jul 2022	August 2022
Total companies listed	7	7	7
New entrants/listings	0	0	0
Domestic Companies	7	7	7
Foreign Companies	0	0	0

Source: ESE Trading Statistics, 2022

## MARKET CAPITALISATION

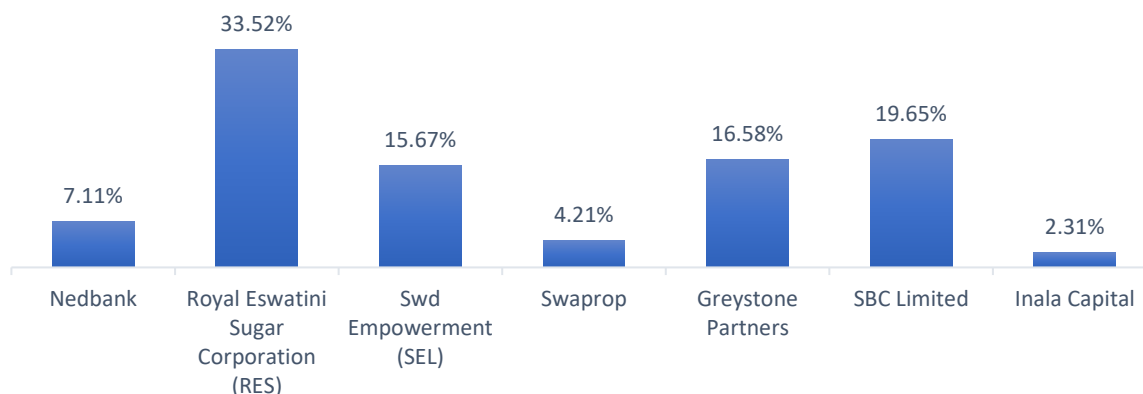
The local equity market's value was the same as last month, as there were no price movements or any new listings. It currently stands at SZL4,327,237,158 (SZL4.327 billion). Year-on-year, the market capitalisation realised a 0.6179% gain from SZL4,300,665,373 (SZL4.301 billion) in August 2021.

**GRAPH 1 : ESE MARKET CAPITALISATION 2021 vs 2022**



Source: ESE Trading Statistics, 2022

**GRAPH 2: ESE MARKET CAPITALISATION BY COMPANY 2022**

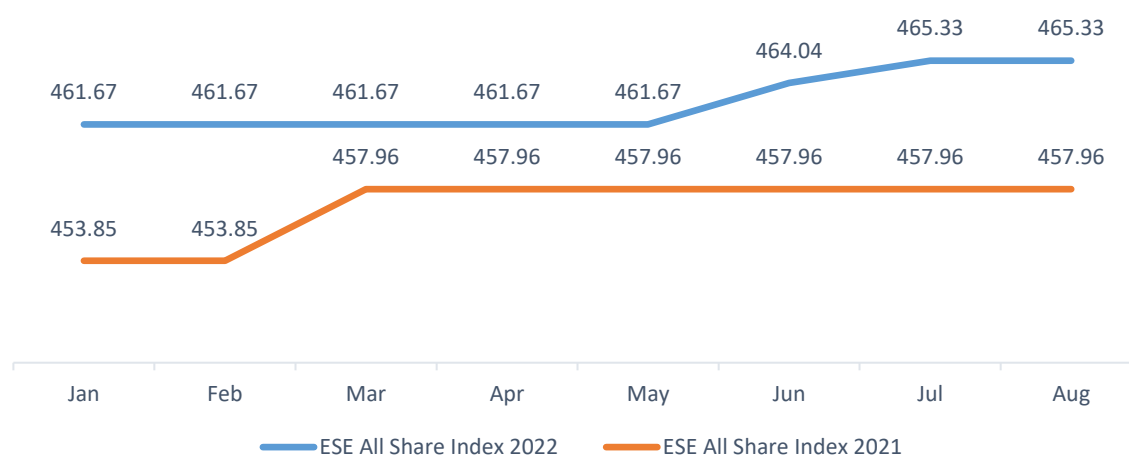


Source: ESE Trading Statistics, 2022

## ESE ALL SHARE INDEX TREND

The ESE All Share Index in August remained the same at 465.33. Year-on-year, the all-share index increased by 1.609% from 457.96 in August 2021.

#### **GRAPH 4: ESE ALL SHARE INDEX TREND 2021 vs 2022**



Source: ESE Trading Statistics, 2022

#### **CAPITAL GAINS COMPARISON ON EQUITY PRICES**

Below are the listed companies and their respective share prices (cents per share), compared on a yearly basis:

**TABLE 2: SHARE PRICE MONTHLY COMPARISON AS AT 30<sup>TH</sup> AUGUST 2022**

Company	JULY 31, 2022	AUGUST 31, 2022	Capital Gains Yield
NEDBANK LTD	1300	1300	0.00%
RES LTD	1520	1520	0.00%
SEL LTD	3700	3700	0.00%
SWAPROP LTD	790	790	0.00%
GREYSTONE PARTNERS LTD	315	315	0.00%
SBC LTD	890	890	0.00%
INALA CAPITAL LTD	140	140	0.00%

Source: ESE Trading Statistics, 2022

**NEDBANK saw their share prices increase in the month under review**

#### **EQUITY TURNOVER**

The month of August 2022 had three (3) trades. Month-on-Month, the value traded decreased by 99.269% from SZL15,092,542 in July 2022 to SZL110,256.30 in August 2022.

#### **GRAPH 4: ESE VALUE TRADED 2021 vs 2022**



Source: ESE Trading Statistics, 2022

#### **TABLE 3: VALUE TRADED OVER THE MONTH IN EQUITY COMPANIES**

<b><i>Company</i></b>	<b><i>Number of Shares</i></b>	<b><i>Share Price(cps)</i></b>	<b><i>Emalangeni</i></b>	<b><i>Date</i></b>
Greystone	13,002	315	40,956.30	09/08/2022
SBC	7,000	890	62,300.00	09/08/2022
INALA	5,000	140	7,000.00	23/08/2022
<b>Total</b>			<b>110,256.30</b>	

Source: ESE Trading Statistics, 2022

#### **CORPORATE BONDS**

As at 31<sup>st</sup> August 2022, total Corporate Bonds value stood at SZL1,601,455,257 (SZL1.601 billion). Month-on-month, corporate bond activity stayed constant.

#### **TABLE 4: CORPORATE BONDS COMMENCED IN AUGUST 2022**

There was only one corporate bond that commenced trading in the month of August.

<b><i>NAME</i></b>	<b><i>ISIN</i></b>	<b><i>COUPON</i></b>	<b><i>COMMENCEMENT DATE</i></b>	<b><i>VALUE</i></b>
SML907	SZD000552992	10.50	08-Aug-2022	E15,000,000
<b>TOTAL</b>				<b>E15,000,000</b>

Source: ESE Trading Statistics, 2022

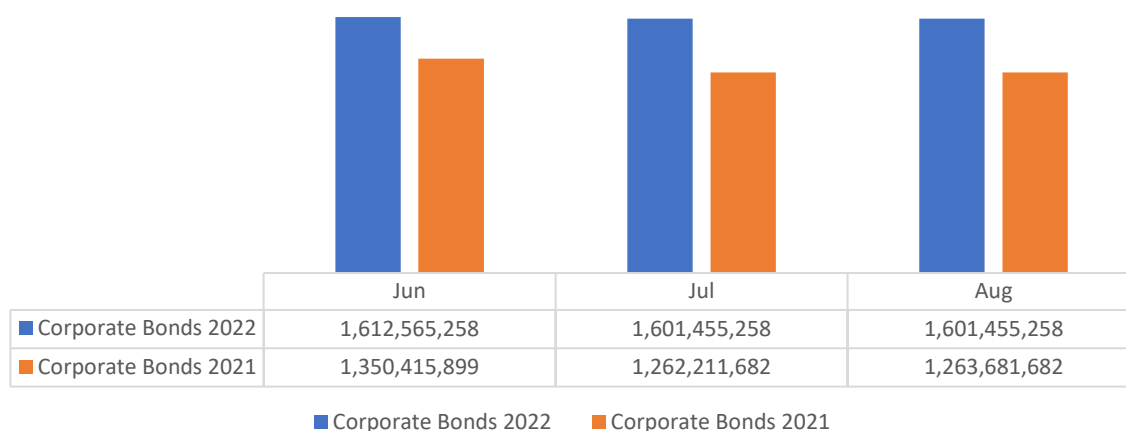
#### **CORPORATE BONDS MATURED IN AUGUST 2022**

There was one corporate bond that matured in the month of August.

<b><i>NAME</i></b>	<b><i>ISIN</i></b>	<b><i>COUPON</i></b>	<b><i>MATURITY DATE</i></b>	<b><i>VALUE</i></b>
SML706	SZD000552307	Floating	30-Aug-22	E15,000,000
<b>TOTAL</b>				<b>E15,000,000</b>

Source: ESE Trading Statistics, 2022

## **GRAPH 5: CORPORATE BONDS 2021 VS 2022**



Source: ESE Trading Statistics 2022

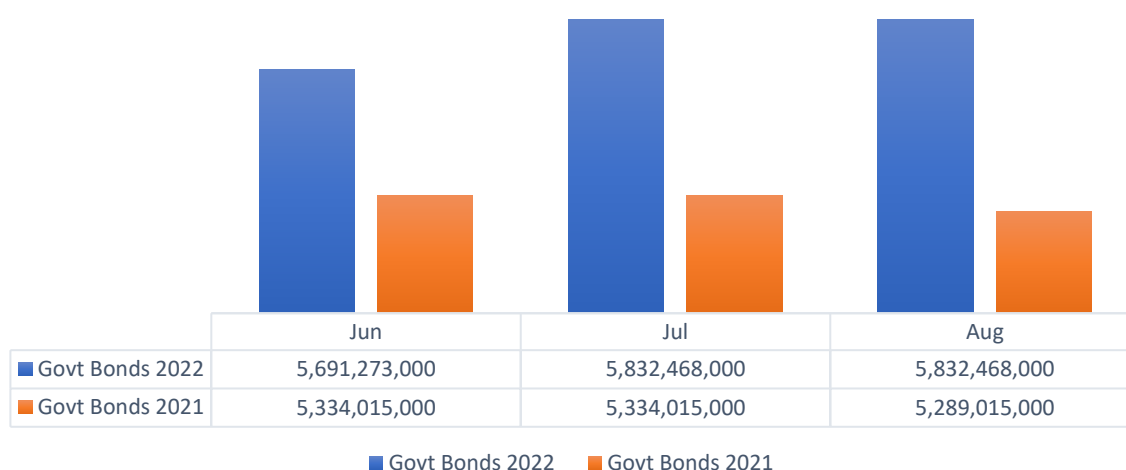
## **GOVERNMENT BONDS**

As at 31<sup>st</sup> August 2022, total government bonds stood at SZL5,832,468,000 (SZL5.832 billion). Month-on-month, Government bonds remained constant.

## **GOVERNMENT BONDS COMMENCEMENTS & MATURITIES IN AUGUST 2022**

There were no government bonds commencements or maturities

## **GRAPH 6: GOVERNMENT BONDS 2021 vs 2022**



Source: ESE Trading Statistics, 2022



## ESE MEMBERS

---

In the period under review ESE had the following Members:

### Stockbroking Firms

Eswatini Stockbrokers Limited

African Alliance Eswatini Securities Limited

ESW Securities Limited

### Exempt Dealers

Eswatini Bank

First National Bank Swaziland

Nedbank Eswatini

Standard Bank Swaziland

### Government Debt Sponsor

Central Bank of Eswatini

**TABLE 6: ESE MEMBERS**

	Jan 2022	Feb 2022	Mar 2022	Apr 2022	May 2022	August 2022
No. of Stockbroking Firms	3	3	3	3	3	3
No. of Exempt Dealers	4	4	4	4	4	4
No. of Debt Sponsors	1	1	1	1	1	1

Source: ESE Trading Statistics, 2022

## CORPORATE NEWS

---

===== END OF REPORT =====